

## iPhone 16e/14/13/13 Pro Tempered Screen Protector Glass Film with Anti-Dust Applicator



### 1. Product Overview

- Thickness: 0.33mm tempered glass, 0.18mm AB glue
- Hardness: 9H
- Transmittance:  $\geq 90\%$
- Features: Anti-fingerprint, Anti-scratch, plasma fingerprint oil coating
- Durability: 64G ball drop from 120cm without breaking
- Dust-free installation: The pull-out protective film has an anti-static anti-dust function that removes dust from the display.

This transparent screen protector provides robust protection for your iPhone 16e/14/13/13 Pro while maintaining its clarity and touch sensitivity. The included applicator ensures easy, bubble-free and dust-free application.

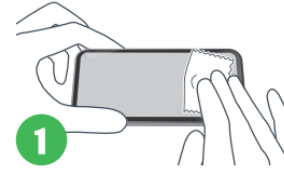
### 2. Package Contents

- 1 x Tempered Glass Screen Protector
- 1 x Applicator Tool
- 1 x Alcohol Cleaning Cloth
- 1 x Microfiber Cloth

### 3. Installation instructions

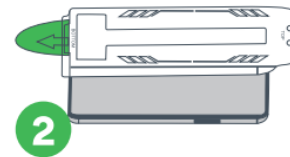
Wash and dry your hands before applying the film to avoid transferring dirt or oils, body fats to the screen protector.

1.




- Use the included cleaning cloth to clean your iPhone screen thoroughly.
- Use a microfiber cloth to wipe the display dry.
- Use the dust removal sticker to remove any remaining dust particles.

2.




- Place the applicator tool on your device, making sure it fits properly against the edges of your phone.
- "TOP" indicates the side that fits the top of the phone.

3.



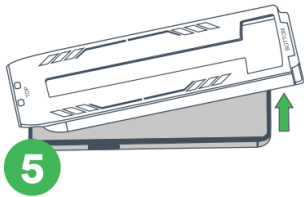
- Hold the applicator firmly and pull out the tab marked "Pull Out".

4.



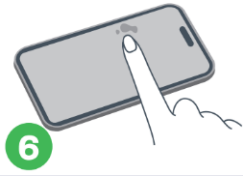
- Slide your finger over the indicated area, then wait 20 seconds. The film will stick to the phone by itself.

5.



- Hold it by the bottom and lift the applicator.

6.



- Remove the applicator and smooth out any remaining air bubbles.

5. Safety Information

- **Do not bend:** Do not attempt to bend or bend the screen protector, as this may cause a crack.
- **Keep out of reach of children:** Small parts and adhesives may pose a choking hazard to small children.

4. Maintenance and care

- **Cleaning:** Use a microfiber cloth to clean the screen protector. Avoid using abrasive cleaners or chemicals.
- **Avoid excessive force:** To avoid injury, do not apply excessive force to the screen protector.