

iPad Pro 13 Tempered Screen Protector Glass Film with Anti-Dust Applicator



1. Product Overview

- Thickness: 0.33mm tempered glass, 0.12mm AB glue
- Hardness: 9H
- Throughput: $\geq 92\%$
- Features: Anti-fingerprint, Anti-scratch, plasma fingerprint oil coating
- Durability: 64G ball drop from 120cm without breaking
- Dust-free installation: The pull-out protective film has an anti-static anti-dust function that removes dust from the display.

This transparent screen protector provides robust protection for your iPad Pro 13 while maintaining clarity and touch sensitivity. The included applicator ensures easy, bubble-free and dust-free application.


2. Package Contents

- 1 x Tempered Glass Screen Protector
- 1 x Applicator Tool
- 1 x Alcohol Cleaning Cloth
- 1 x Microfiber Cloth

3. Installation instructions

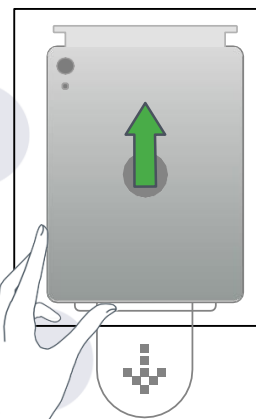
Wash and dry your hands before applying the film to avoid transferring dirt or oils, body fats to the screen protector.

I.



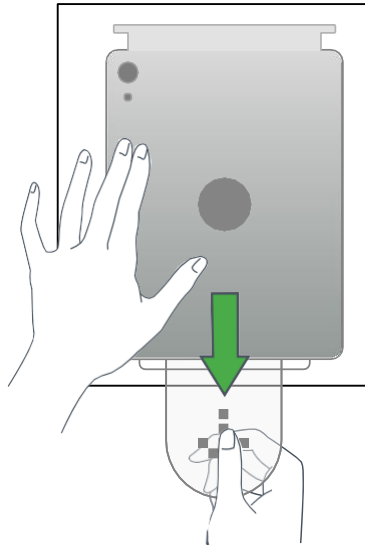
- Use the included cleaning cloth to clean your iPad screen thoroughly.
- Use a microfiber cloth to wipe the display dry.
- Use the dust removal sticker to remove any remaining dust particles.

II.



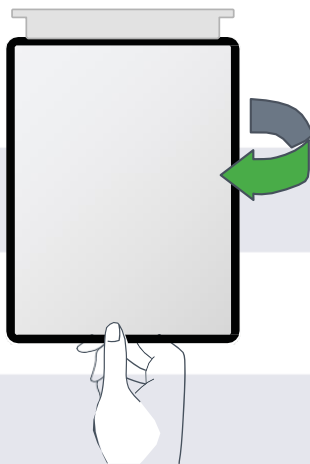
- Place the applicator tool on your device, making sure it fits properly against the edges of your phone.
- "TOP" indicates the side that fits the top of the phone.

III.



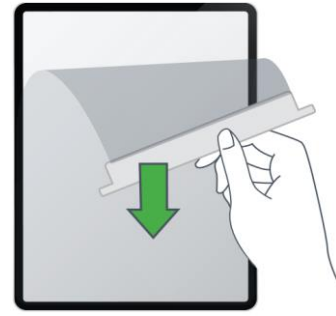
- Hold the applicator firmly and pull out the tab marked "Pull Out".

IV.



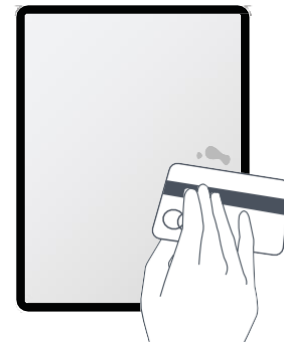
- Slide your finger over the indicated area, then wait 20 seconds. The film adheres to the iPad on its own.

V.



- Hold it by the bottom and lift the applicator.

VI.



- Remove the applicator and smooth out any remaining air bubbles.

4. Maintenance and care

- **Cleaning:** Use a microfiber cloth to clean the screen protector. Avoid using abrasive cleaners or chemicals.
- **Avoid excessive force:** To avoid injury, do not apply excessive force to the screen protector.

5. Safety Information

- **Do not bend:** Do not attempt to bend or bend the screen protector, as this may cause a crack.
- **Keep out of reach of children:** Small parts and adhesives may pose a choking hazard to small children.